





Integrated

Modular

Flexible

Affordable

Same functionality, 3 database sizes



SIZE: S	SIZE: M	SIZE: L
100 % ARITECH MADE IN EUROPE	100 % ARITECH MADE IN EUROPE	100 % ARITECH MADE IN EUROPE
ATS2000	ATS3000	ATS4000 / ATS4500
4 areas	8 areas	16 areas
32 inputs	64 inputs	256 inputs



ATS 1202



ATS 1810



ATS 1820



ATS 1811

Inputs


	ATS2000	ATS3000	ATS4000 ATS4500	ATS1201	ATS1210 ATS1211	ATS1220	ATS1250
Inputs on board	8	8	16	8	8	4	16
ATS1202	0	3	2	3	0	0	0
Max. number of inputs on unit	8	32	32	32	8	4	16

Outputs

	ATS2000	ATS3000	ATS4000 ATS4500	ATS1201	ATS1210 ATS1211	ATS1220	ATS1250
Siren output	2+strobe	2+strobe	2+strobe	1	0	0	1
Relays on board	1	1	1	0	0	0	4
OC outputs on board	4	4	4	8	8	8	4
ATS1810	1	1	1	2	2	2	1
ATS1811 / ATS1820	16 / 16	16 / 16	16 / 16	2 / 1	2 / 1	2 / 1	6 / 3
Max. number of OC outputs on unit	255	255	255	16	16	16	48
Max. number of relays on unit	129	129	129	16	16	16	52

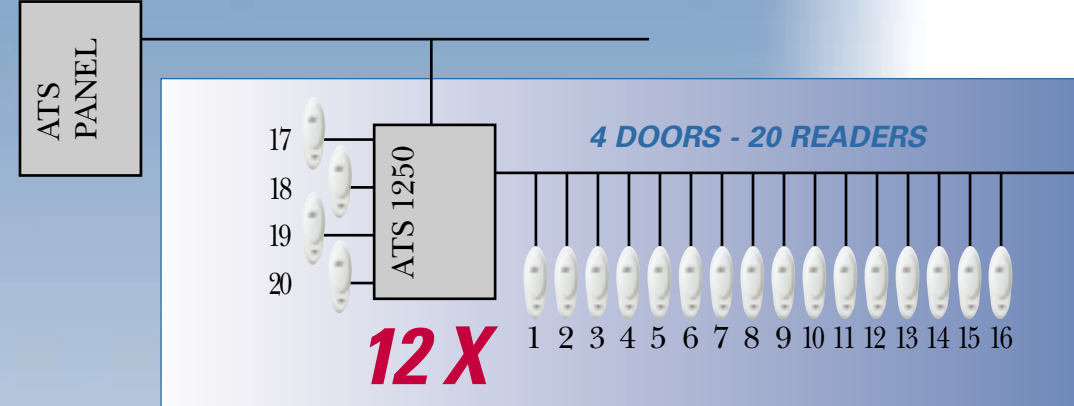
Standard Access Control

ATS2000 - ATS3000 - ATS4000 / 4500 16 doors
Arm / disarm with your access card. Record a log of all access control activity.



Intelligent Access Control

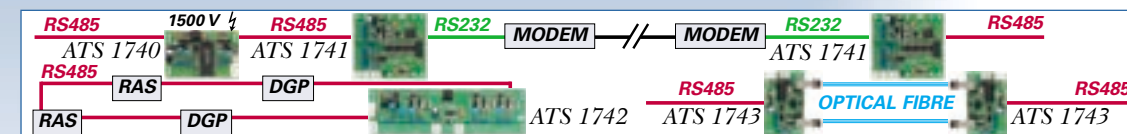
ATS1250 48 "intelligent" doors
Global anti-passback / Region control / User counter / Interlocking / Dual custody / Card + PIN / DOTL / Forced door / Full mirror database for offline conditions



Memory options

	ATS2000	ATS3000	ATS4000	ATS4500	ATS1250
ATS1830	No	Option	Option	Standard	Standard
ATS1831	No	Not with ATS1801	Option	Option (remove ATS1830)	Option (remove ATS1830)
ATS1832	No	Not with ATS1801	Option	Option (remove ATS1830)	Option (remove ATS1830)

Data Bus Accessories



PC connectivity

Built in RS 232 port			
TIMED 40'			
RS232			
PERMANENT 24h/24h			
RS232			
ATS1801			

	ATS2000	ATS3000	ATS4000 ATS4500
RS232 port	Yes	Yes	Yes
ATS1801 compatible	No	Not with ATS1831/32	Yes

Communication

Standard PSTN dialer
Optional : - ISDN-B (ATS 7100) - ISDN-D (ATS 7110) - Voice messaging (ATS 7200) - Audio listen-in (ATS 1510)

Users

50 users standard	
ATS1830	11466
ATS1831	17873
ATS1832	65535



GE Interlogix

ARITECH

ATS1100 2x16 characters LCD keypad – 3 LED's for system status indication – 4 LED's for area status indication – 4 free programmable function buttons – Backlit screen and keys – Request To Exit (RTE) input – Open Collector (OC) output
ATS1105 ATS1100 with integrated card reader interface
ATS1155 Heavy-duty LED keypad – Supplied in kit – RTE input – OC output
ATS1170 Single Door Controller with offline database for 20 users – Provides connectivity to Wiegand readers – RTE input – 1 relay for lock strike
ATS1190 ATS smart card proximity reader – Weatherproof – Optical pry-off tamper sensor – RTE input – OC output – Red & blue LED's – Beeper Standard white snap-on cover (optional red, black, beige, grey) – Compatible with ATS smart cards & key fobs (ATS1470/1471/1472)
ATS1192 Heavy-duty ATS smart card proximity reader
ACI757 Heavy-duty medium range proximity reader with integrated PIN keypad – Weatherproof – Compatible with HID proximity cards
ATS1201 DGP with 8 inputs on board – Expandable to 32 inputs – 8 OC outputs on board – Expandable to 16 OC outputs or 16 relays – 1 siren output – Switched mode power supply – Steel enclosure dimensions in mm (315w x 445h x 85d)

ATS1202 8 inputs plug-in expander
DGP with 8 inputs on board – 8 OC outputs on board – Plastic enclosure with pry-off & opening tamper sensors
ATS1210 DGP with 8 inputs on board – 8 OC outputs on board – Steel enclosure with opening tamper sensor
ATS1211 DGP with 4 inputs on board – 8 OC outputs on board – Plastic enclosure with pry-off & opening tamper sensors
ATS1220 Intelligent 4 Door Controller – Real time alarm & access control on 4 doors – Full mirror database for offline condition – 4 reader inputs with integrated card reader interface – Local RS485 bus for up to 16 RAS – 4 relays for lock strikes – Expandable to 52 outputs
ATS1250 1 siren output – Accepts multiple reader formats including Wiegand and Indala 26 & 27 bits, Aritech 30 & 32 bits, ATS MagSwipe and others.

Important: Maximum 12 Intelligent Door Controllers can be connected on one ATS panel

ATS1410 ATS MagSwipe reader compatible with ACT 600 cards – Built-in beeper and LED's
ATS1740 RS485 Isolator / Repeater to electrically isolate two sections of data bus and extend its length to 6 km (with maximum 4 units)
ATS1741 RS485 / RS232 Interface to extend the data bus via leased line and two modems
ATS1742 RS485 Closed loop module to allow the RS485 data bus to start from one point and end at the same point
ATS1743 RS485 / Fibre optic interface – Multi-dropped (single fibre) or point-to-point (two fibre) connection
ATS1801 Computer & Printer interface to provide 24h/24h permanent connection to a PC running TITAN Management software
ATS1802 Printer interface – Supports Epson Dot Matrix or HP Laser II formats with several baud rates
ATS1810 4-way relay card (non clocked)
Important: Output expansion is achieved either with non clocked ATS1810 cards or with clocked ATS1811/20 cards

ATS1811 8-way clocked relay card
ATS1820 16-way clocked OC output card
ATS1830 1 MB RAM expansion for 11466 cardholders (1000 with PIN code) – 128 Door Groups – 64 Floor Groups – 2000 alarm & access event buffer
ATS1831 4 MB Intelligent User Module for 17873 users – Each user may get both a card and a programmable PIN code – Each user's card details may be updated and replaced any number of times – Supports any Wiegand format up to 48 bits in length
ATS1832 8 MB Intelligent User Module for 65535 users
ATS2000 8 – 32 inputs / 4 areas control panel – Steel enclosure dimensions in mm (315w x 388h x 85d)
ATS3000 8 – 64 inputs / 8 areas control panel – Steel enclosure dimensions in mm (315w x 388h x 85d)
ATS4000 16 – 256 inputs / 16 areas control panel – Steel enclosure dimensions in mm (315w x 445h x 85d)
ATS4500 16 – 256 inputs / 16 areas control panel – Steel enclosure dimensions in mm (475w x 460h x 160d) – ATS1830 standard